

MECHANISCHE MOTOR

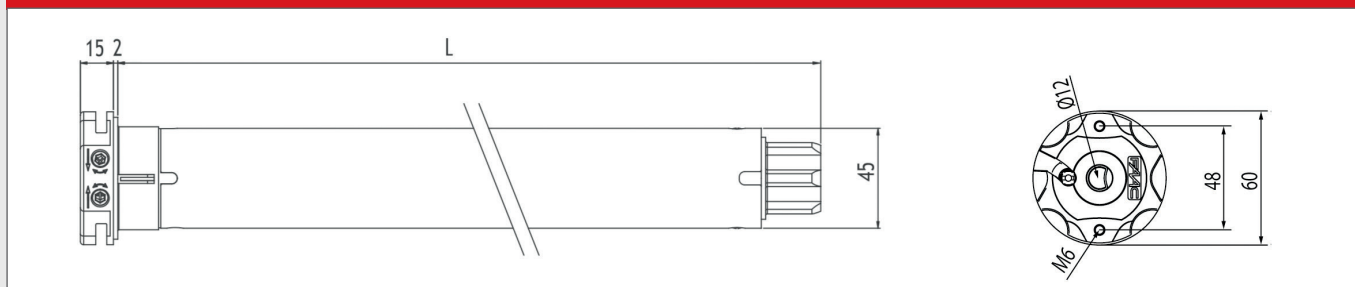
- Ø 45 mm, met mechanische eindafstelling
- Eenvoudige en precieze afstelling van de eindposities
- Motorkop passende in de populairste op de markt verkrijgbare motorsteunen
- Geschikt voor rolluiken, screens en (verticale) zonwering



TECHNISCHE SPECIFICATIES

Type	TM2 45 06/17	TM2 45 10/17	TM2 45 15/17	TM2 45 25/17	TM2 45 30/17	TM2 45 40/17	TM2 45 50/12
Artikelnr.	144101	144102	144103	144104	144105	144106	144107
Max. Gewicht	14	23	33	50	65	81	102
Nm	6	10	15	25	30	40	50
UPM	17	17	17	17	17	17	12
Volt	230	230	230	230	230	230	230
Hz	50	50	50	50	50	50	50
Watt	110	135	170	225	250	275	275
Ampere	0,5	0,6	0,8	1,0	1,1	1,25	1,25
Max. toeren	25	25	25	25	25	25	25
Lengte (L1)	476	496	546	546	546	546	546
IP	IP44	IP44	IP44	IP44	IP44	IP44	IP44
Conformiteit	CE	CE	CE	CE	CE	CE	CE
Loopduur	4	4	4	4	4	4	4

AFMETINGEN



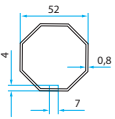
Inbegrepen

- Buismotor met 2,50 m witte aansluitkabel
- Bedieningshandleiding

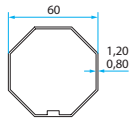
Belangrijk:

Kies adapters en meenemers evenals steunen in overeenstemming met uw installatie en bestel deze apart.

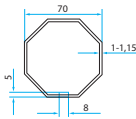
MOTORADAPTERS



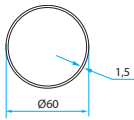
A4505_0511
Achtkant 50



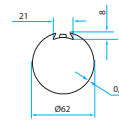
A4505_0510
Achtkant 60



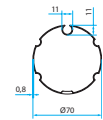
A4505_0502
Achtkant 70



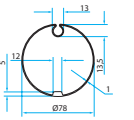
A4505_0506
Ronde buis 60



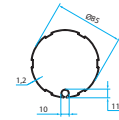
A4505_0507
Deprat 62



A4505_0518
Ogive 70



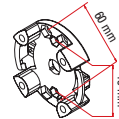
A4505_0521
Ogive 78



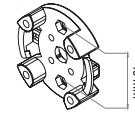
A4505_0513
Ogive 85

Zie voor alle motoradapters het productblad 'motoradapters'.

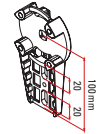
MOTORSTEUNEN



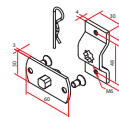
132300
Universele motorsteun TK 48 en 60, voorbouw t/m 30 Nm



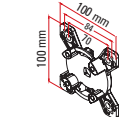
132303
Universele motorsteun TK48, versterkt 50 Nm



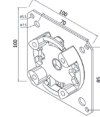
132306
Steun voor nieuwe kast t/m 30 Nm



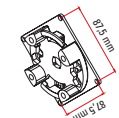
A4506_0567
Motorsteun met vierkant



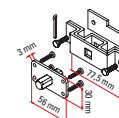
132324
Universele motorsteun 100 x 100 mm, t/m 30 Nm



132323
Universele motorsteun op plaat 100 x 100 mm, t/m 30 Nm (Kömmerling)



132329
BK-motorsteun t/m 30 Nm



132325
Steun voor renovatieprojecten vierkant 10 x 10 mm



132345
Universele motorsteun voor Herald BK-systemen

Zie voor alle motorsteunen het productblad 'motorsteunen'.

KRACHTTABEL

Model	Kracht	As	Optilbeveiliging of starre asverbindingen		Mini-profiel bij rolluikhoogte		Maxi-profiel bij rolluikhoogte	
			Ja	Nee	250,0 cm	350,0 cm	250,0 cm	350,0 cm
TM2 45 06/17	6	60		x	14	12	11	10
TM2 45 10/17	10	60		x	23	19	18	15
TM2 45 15/17	15	60		x	33	28	27	23
TM2 45 25/17	25	60		x	50	42	44	37
TM2 45 30/17	30	60		x	65	54	57	48
TM2 45 40/17	40	60		x	81	68	71	59
TM2 45 50/12	50	60		x	102	85	88	73